

# Shaken Baby Simulator



## Shaken Baby Syndrome Simulator

The Shaken Baby Syndrome Simulator depicts how an infant's brain is affected by just a few seconds of shaking. The SBS simulator and its included curriculum helps increase awareness of the dangers of Shaken Baby Syndrome (SBS) and child abuse.

### 100% Preventable

This experiential learning tool offers students hands-on interaction and helps establish a plan for coping with an inconsolable baby. Its clear head, equipped with LED lights, shows exactly how the infant's brain reacts immediately to shaking. This provides user with critical information and a powerful demonstration of the lasting effects of SBS. Discover additional features and topics covered in the curriculum to learn how the Shaken Baby Syndrome Simulator can help your program.

### Simulator Features

- Realistic look and feel
- Clear head equipped with LED lights that indicate the damaged areas of the brain in real-time
- Emits life-like cries

## ESU #1 Checkout Details

To ensure all participating districts are familiar with ESU #1 guidelines, please review the attached documents, including the following:

- District Information and Letter of Agreement
- RealCare™ Baby Safety Precautions and
- Checklist for Shaken Baby Simulator

**Important:** Due to the cost of the simulators, all participating districts are required to sign the District Information and Guidelines document. Both district administrator and participating staff (for example, FCS teacher) will sign the document. Once the signed document is on file at ESU #1 and a check out schedule has been arranged with Jaimi Nicholson, districts can make arrangements to pick up babies at ESU #1.

**Contact info:** Jaimi Nicholson's contact information is [jnicholson@esu1.org](mailto:jnicholson@esu1.org) or (402) 287-2061. Please contact Jaimi with any questions.

**Please note:** Districts will need to sign the District Information and Letter of Agreement document annually.

## Important Teacher Information For Shaken Baby Simulator

### INSTRUCTOR SUPPORT

- <https://www.realityworks.com/shakenbaby-downloads>  
This web page contains the link to download the *Understanding Shaken Baby Syndrome* curriculum.
- <https://www.realityworks.com/support/shaken-baby/>  
This web page contains the video with the *Shaken Baby* demo support video, as well as frequently asked questions.
- <https://www.realityworks.com/documents/support/sbs-quick-reference-card.pdf>  
This web page contains the *Instructor Quick Reference*, including how to turn simulator on, shaking the simulator, shaking stages and changing the batteries.

### IMPORTANT SHAKEN BABY SIMULATOR NOTES

Shaken Baby Simulator requires four “C” batteries. A red light flashing on the back of the baby indicates that batteries need to be replaced before the simulator will operate. (See *Instructor Quick Reference* for battery replacement instructions.)

- \* If baby is stored in a very cold or very hot environment, allow 24 hours for baby to adjust to a moderate temperature before use.
- \* Dramatic changes in temperature can cause water condensation inside baby. Allow time for the condensation to evaporate before use.
- \* Use only the items provided to you when caring for the baby (clothing, blanket, diaper, bottle, etc.).
- \* Keep baby away from any newly purchased and unwashed fabrics (e.g., clothing, blankets, linens, table clothes) as certain color dyes will stain and discolor the baby’s vinyl skin, resulting in permanent damage. If such damage occurs, the school district will be held financially responsible.

### PLEASE NOTE

Due to high demand, checkout schedules may be limited.

Check out the ESU #1 RealCare™ babies  
web page for additional information,  
useful links and other resources.  
<http://www.esu1.org/media/>

# Shaken Baby Kit Checklist

Shaken Baby Simulator



Replacement cost: \$879

Pink T-shirt



Replacement cost: \$5.50

Cloth diaper



Replacement cost: \$3.75

Battery cover key



Replacement cost: \$19

Four C batteries

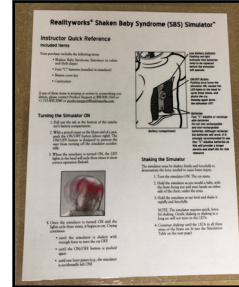


"When Babies Cry" DVD



Replacement cost: \$39


Laminated manual




To download:

<https://www.realityworks.com/documents/support/sbs-quick-reference-card.pdf>

Laminated Effects Poster



Laminated PowerPoint



District name \_\_\_\_\_

Please note: Replacement costs are subject to change and do not include shipping charges.

**CHECK OUT**

**CHECK IN**

\_\_\_\_\_  
Instructor signature/Date

\_\_\_\_\_  
Instructor signature/Date

\_\_\_\_\_  
ESU #1 representative signature/Date

\_\_\_\_\_  
ESU #1 representative signature/Date

(Return to ESU #1)

May 2019